
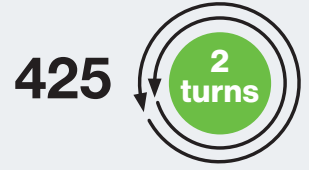
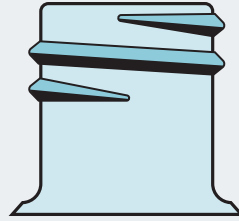
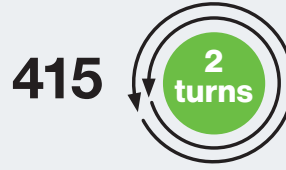
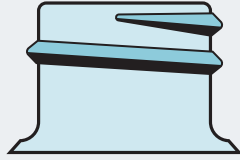
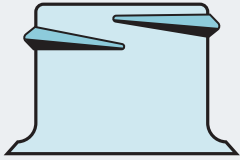
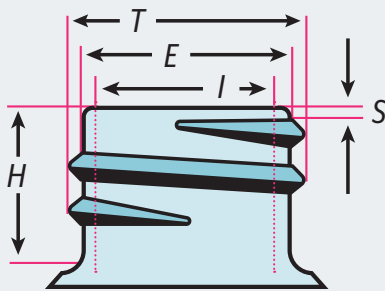


Continuous Thread Finish

You'll often see finish sizes written in a format such as 24/410 or 24-410. There are two important parts to this number: The first number, 24, refers to the "T" Dimension in millimeters, this is the diameter. The 410 refers to the height of the neck finish, or the "H" Dimension.



Matching a Finish to a Container



(To accurately match a container to a closure, the measurements for a number of dimensions must be taken into account.)

TO MEASURE Diameter:

Place ruler across bottle mouth with hook tight against thread. Read to outer edge of thread on opposite side of mouth.

H Dimension: The Height of the Neck Finish. Measured from the top of the neck to the point where the Diameter "T", extended down, intersects the shoulder.

S Dimension: Measured from the top of the finish to the top edge of the first thread. The "S" dimension is the key factor which determines the orientation of the closure to the bottle and the amount of thread engagement between the bottle and the cap.

I Dimension: The inner diameter of the bottle neck. Specifications require a minimum "I" to allow significant clearance for filling tubes. Linerless closures, with a plug or land seal and dispensing plugs and fitments, require a controlled "I" dimension for a proper fit.

E Dimension: The outside diameter of the neck. The difference between the "E" and the "T" dimensions divided by two determines the thread depth.

T Dimension: The outside diameter of the thread. The tolerance range of "T" dimension will determine the match between bottle and closure.



McKernan
PACKAGING CLEARING HOUSE

Call Today: 1-800-787-7587

www.McKernan.com | 775-356-6111



Ask your sales rep for a ruler!